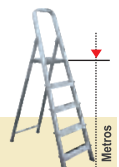

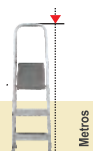


ESCADOTE PLUMA

Pluma Step Ladder - Escabeau Pluma -Escalera Pluma





Escadote
Ladders - échelles - Escaleras - Leitern
Pluma




Referência Reference Référence Referencia	Degraus Steps Marches Peldaños	Altura Height Hauteur Altura	Largura Width Largeur Anchura	Altura Útil Useful Height Hauteur Ouverte Altura Util	Abertura Opening Ouverture Abertura	Peso Weight Poids Peso
PLUMA-02	2	1,09	0,39	0,42	0,56	2,56
PLUMA-03	3	1,32	0,41	0,65	0,75	2,96
PLUMA-04	4	1,57	0,44	0,89	0,89	3,60
PLUMA-05	5	1,82	0,46	1,12	1,11	4,16
PLUMA-06	6	2,07	0,49	1,36	1,27	4,88
PLUMA-07	7	2,31	0,51	1,59	1,45	5,52
PLUMA-08	8	2,57	0,53	1,83	1,64	6,04



 De acordo com a norma **EN 131**

 Conforms to standard **EN 131**

 Conforme à la norme **EN 131**

 Acorde a la normativa **EN 131**